


# CITY OF PARK HILLS, KENTUCKY

June 30, 2023

## FINANCIAL REPORT PRESENTATION



January 8, 2024



Thanks Julie & (Amanda at B&A) for assistance.

## Audit Summary

- ▶ Audit Opinion
  - Unmodified Opinion – Financial Statements are fairly presented
  
- ▶ Report on Internal Control
  - No *material weaknesses* or *significant deficiencies* in internal control
  
- ▶ Report on Compliance
  - No items of noncompliance that are required to be reported under *Government Auditing Standards*.

## Governance & Management Letters

- ▶ Governance Letter
  - Pension and Other Post-Employment Benefits (OPEB) Health Insurance Unfunded Liabilities adjustment (Statement of Net Position only)
    - GASB 68 – City’s share of CERS system unfunded pension liability.
      - (\$319K NHaz, \$1.238M Haz)
    - GASB 75 – City’s share of CERS system unfunded OPEB liability.
      - (\$87K NHaz, \$345K Haz)
    - To recognize +\$28,155 in actuarial pension and OPEB benefit
  - No Other Audit Adjustments
- ▶ Management Letter
  - One comment to management



### PENSION

NONHAZ - 1,141 Entities Statewide / **\$7.23 B Unfunded Pension Liability**

HAZ - 270 Entities Statewide / **\$3.05 B Unfunded Pension Liability**

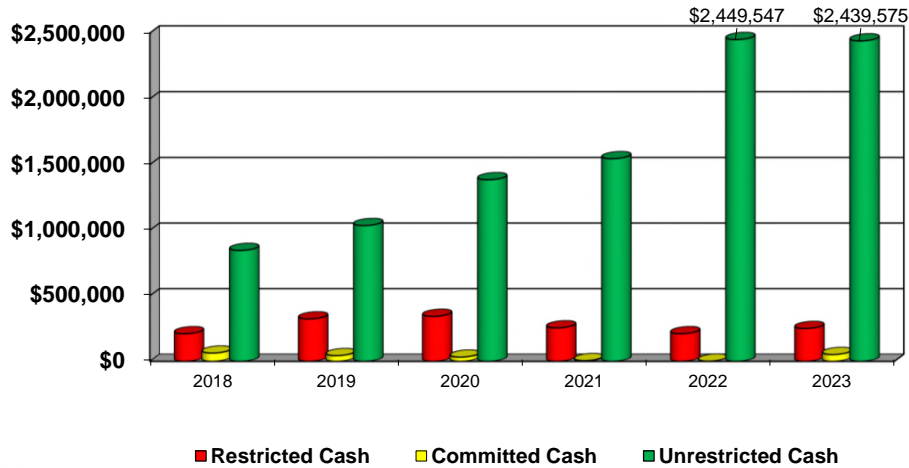
### OPEB

NONHAZ - 1,129 Entities Statewide / **\$1.97 B Unfunded Pension Liability**

HAZ - 260 Entities Statewide / **\$852 M Unfunded Pension Liability**

**TOTAL for CERS \$13.10B unfunded**

City of Park Hills, Kentucky  
 Cash Position – by Availability  
 Governmental Funds  
 As of June 30, 2023

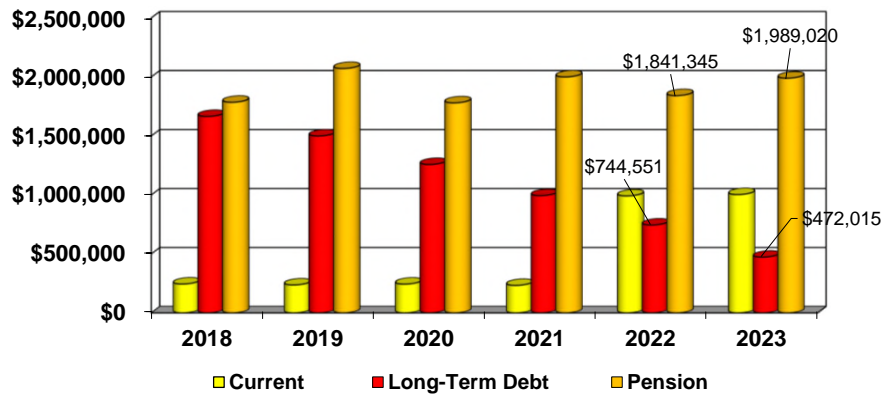


Unrestricted Cash decreased slightly to \$2.44M from \$2.45M in 2022 (-\$10K) - \$785K of that is the ARPA Deferred Revenue Cash

Rule of Thumb is to have 3 months of unrestricted operating cash on hand.  
 -3 Months worth would be \$734K -You have \$2.44M of unrestricted cash. You have almost 10 months of unrestricted cash on hand. Just slightly less than last year.

You also have \$250K in restricted cash for roads (Road Tax, MRAF), \$136K restricted for the Fire Department, and \$51K in internally committed funds for Tree Board and Capital Improvement Funds.

## City of Park Hills, Kentucky Liabilities Comparison Governmental Activities As of June 30, 2023



Current Assets \$1.0M

---\$200K is current portion of LTD

---\$785 is Deferred ARPA CASH

Long-Term Debt is \$472K

---Capital Lease \$434K

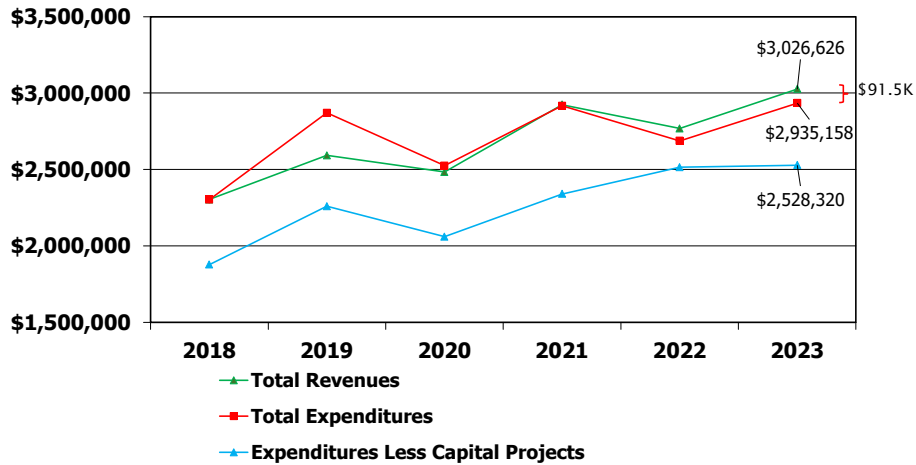
---Compensated absences \$38K

Unfunded CERS Liability \$1.99M

Net Pension - \$ 1.556M

OPEB Liability \$432K

## City of Park Hills, Kentucky Revenues vs. Expenditures – All Funds For the Years Ended June 30, 2023



This is all revenues and expenditures for all funds.

-Green Line - Revenues of \$3.027M compared to \$2.767M in PY

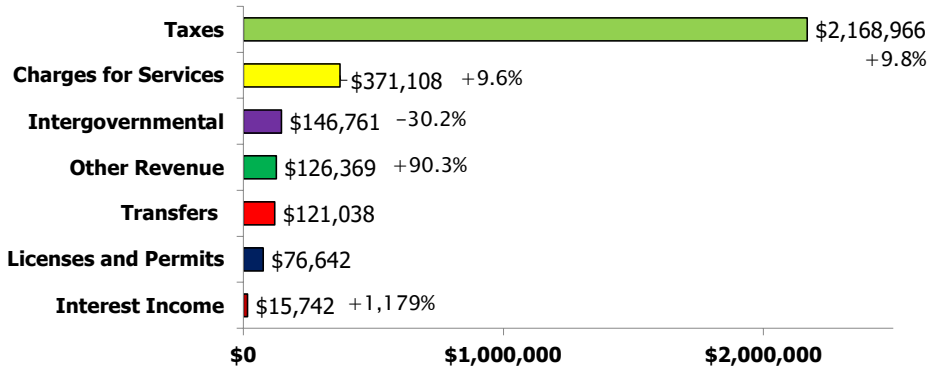
-Red Line - Expenditures of \$2.935M compared to \$2.687M in PY

-RED Bracket - Excess of Revenues over Expenditures was \$79.7K.

Blue Line shows where expenditures would be WITHOUT Capital expenditures (\$406K in 2023)

City of Park Hills, Kentucky  
 Revenues – All Governmental Funds  
 For the Year Ended June 30, 2023

**Total Revenues \$3,026,626** +9.4%



Tax revenues up across all accounts – Real Estate up 3%, Personal Property (Motor Vehicle) up 20%, Payroll up 38%

Intergovernmental decreased due to road construction grant in 2022

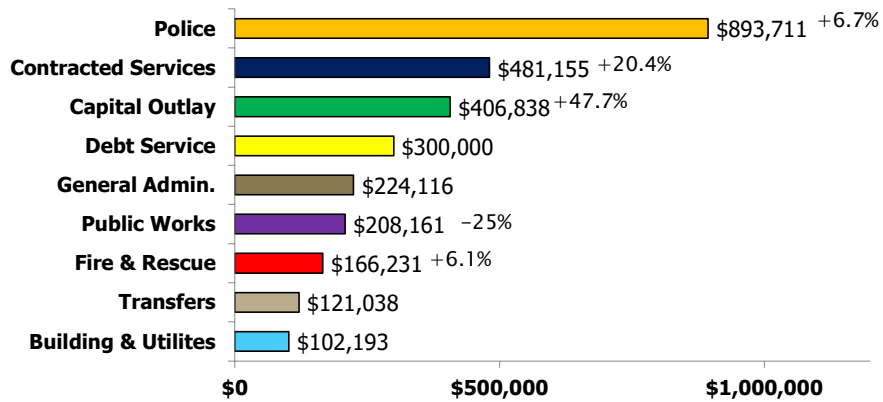
Other Revenue Up \$60K (90%) due to increase in Creighton Fund Revenue (Based on interest rates and market performance)

Interest income significant increase due to increase in interest rates.

Total **includes** interfund transfers of **\$126K**

City of Park Hills, Kentucky  
 Expenditures by Dept. – All Governmental Funds  
 For the Year Ended June 30, 2023

**Total Expenditures \$2,935,158<sup>+9.2%</sup>**



Contracted services includes garbage contract; BLS/ALS; Attorney Fees; Engineers Fees; TANK, TBNK, etc

Capital outlay increased \$131K or 47.7% , purchased Building \$301K ; Vehicles \$98K,

PW decrease of \$69K (25%)

Includes \$121K transfers to other funds